

# EDGECOMBE FURNITURE

---

\*FOR RECORD ONLY\*



SHOWN IN EQUESTRIAN TAUPE



MODEL: 5325-32861  
SPEC #: X-211  
SCHEME: HONED & WEAVE SCHEMES

REFER TO **PAGE 2** OF EACH  
CUTSHEET FOR FABRIC AND FINISH  
DETAILS

---

## PRODUCT SPECIFICATIONS:

- Tightly upholstered box back and seat
- Solid wood frame, side stretchers, and tapered wood legs
- Self-welt on perimeter inside and outside back
- Nylon glides

## DIMENSIONS:

Overall: 19" W X 24.5" D X 31" H


Seat Height: 19"  
Seat Depth: 18.5"

# EDGECOMBE FURNITURE

---


EDGECOMBE ID #: 5325-32861UEQUCHO | HONED INDIGO & HONED MOSS SCHEME

FABRIC:



FIL DOUX EQUESTRIAN  
CHOCOLATE

FINISH:




BLACKENED LEGNO

---

EDGECOMBE ID #: 5325-32861UEQUTAU | WEAVE CASHMERE & WEAVE QUARTZ SCHEME

FABRIC:



FIL DOUX EQUESTRIAN  
TAUPE

FINISH:



FORMICA CHESTNUT  
WOODLINE