



TOWNEPLACE
SUITES[®]

BY MARRIOTT

GUESTROOM



31821TPS305009 LOUNGE CHAIR

W 29.5 | D 35 | H 37.5 | SH 18 | COM 2 YDS | 44 LBS

SPECIFICATIONS

This lounge features a tight back and seat with blind tufting, CAL117-13 foam cushions that sit on a metal powdercoat frame, included with nylon glides



22315 OTTOMAN

W 20 | D 16 | H 16 | COM 2 YDS | 15 LBS

SPECIFICATIONS

This ottoman tight top with rounded edges with seam on top, a
1.5" crown on top and
CAL117-13 foam cushions that sit on a solid wood base



11755TPS SLEPER SOFA

W 66 | D 34.75 | H 30 | SW 57.5 | SD 21 | SH 18/5 | AH 23.5 | COM 12 YDS | 165 LBS

SPECIFICATIONS

This sofa features a loose back and loose seat, waterfall edges on front and back of seat cushions, 5' innerspring mattress, CAL117-13 foam cushions that sit on a solid wood base.



11765 OTTOMAN

W 21 | D 28.75 | H 18 | COM 3 YDS | 25 LBS

SPECIFICATIONS

This ottoman features a semi attached top, waterfall edges on front and back, wood base, and CAL117-13 compliant.



TOWNEPLACE
SUITES[®]

BY MARRIOTT

PUBLIC SPACE



29030TPS RAF CHAISE

W 84 | D 30 | H 30 | SW 80 | SD 22 | SH 18 | AH 30 | COM 8 YDS | 135 LBS

SPECIFICATIONS

This chaise features a tight back, tight seat, legrand RDZN10 USBoutlet on right arm, 10' power cord, powdercoat metal base, with nylon glides, CAL117-13 compliant.



29070-80TPS SECTIONAL

W 110 | D 80 | H 30 | 300 LBS | COM 16 YDS

29080 LS BACK SOFA | W 78 | ST W 78 | D 30 | ST D 26 | H 30 | ST H 18 | 170 LBS

29080 ARMLESS RS CHAISE | W 80 | ST W 80 | D 30 | ST D 22 | H 30 | ST H 18 | 130 LBS

SPECIFICATIONS

This sectional features a armless sofa, inset quartz table top on sofa, right side back chaise, tight back, tight seat, legrand RDSN10 USB outlet with 10" cord, powdercoat metal base, nylon glides

CAL 117-13 COMPLIANT



29040-90TPS SECTIONAL


W 110 | D 80 | H 30 | 300 LBS | COM 16 YDS

29080 RS BACK SOFA | W 78 | ST W 78 | D 30 | ST D 26 | H 30 | ST H 18 | 170 LBS

29080 ARMLESS LS CHAISE | W 80 | ST W 80 | D 30 | ST D 22 | H 30 ST H 18 | 130 LBS

SPECIFICATIONS

This sectional features a armless sofa, inset quartz table top on sofa, right side back chaise, tight back, tight seat, legrand RDSN10 USB outlet with 10" cord, powdercoat metal base, nylon glides
CAL 117-13 COMPLIANT



29085TPS OTTOMAN

W 36 | D 24 | H 18 | COM 2 YDS (top) 1.5 YDS (bottom) | 58 LBS

SPECIFICATIONS

This ottoman features a tight top, seams on all corners, double needle stitching on top and bottom, 1" powdercoat metal legs, nylon glides, CAL 117-13 Compliant



29095TPS OTTOMAN

W 46 | D 24 | H 18 | COM 2.75 YDS (top) 2.25 YDS (bottom) | 70 LBS

SPECIFICATIONS

This lounge features a loose back and loose seat, CAL117-13 foam cushions that sit on a solid wood frame detailed with wood slats on the back, included with nylon glides



29050TPS BENCH

W 54 | D 26 | H 18 | COM 4.5 YDS | 60 LBS

SPECIFICATIONS

This bench features a tight top, center welt around perimeter,
large "H" stretcher, powdercoat metal base,
CAL 117-13 Compliant




31750TPS BENCH

W 69 | D 26 | H 18 | COM 6.5 YDS | 79 LBS

SPECIFICATIONS

This bench features a tight top and center welt around the perimeter, large "H" stretcher, powdercoat metal base, CAL117-13 compliant,



29035TPS BANQUETTE

W 108 | D 26 | H 33 | SW 108 | SD 21 | SH 18 | COM 5.25 YDS (seat) 3.75 YDS (back) | 70 LBS

SPECIFICATIONS

This banquette features three tight backs, french cleats for wall mounting, tight seat, two legrand RDZN10 USB outlets, 10' power cord on both sides, laminate base, nylon glides, and CAL 1117-13 Compliant.



29045TPS BANQUETTE

W 90 | D 26 | H 33 | SW 90 | SD 21 | SH 18 | COM 5 YDS (seat) 3.5 YDS (back) | 70 LBS

SPECIFICATIONS

This banquette features three tight backs, french cleats for wall mounting, tight seat, two legrand RDZN10 USB outlets, 10' power cord on both sides, laminate base, nylon glides, and CAL 1117-13 Compliant.



29075TPS OTTOMAN

Diameter 18 | Height 18 | COM 1.75 YDS (top) 1.5 YDS (bottom)

SPECIFICATIONS

This ottoman features a tight top, double needle stitching on top edge & middle perimeter, 1" round powdercoat metal base, nylon glides, CAL 117-13 Compliant.




40105TPS BANQUETTE

W 173.38 | D 26 | H 33 | SW 43.34 | SD 21 | SH 18 | COM 12 YDS (seat) 8 YDS (back) | 368 LBS

SPECIFICATIONS

This banquette features four tight backs, french cleats for wall mounting, four tight seats, connector brackets, nylon glides, laminate base, CAL 117-13 Compliant.



40115TPS BANQUETTE

W 227.25 | D 26 | H 33 | SW 92.42 | SD 21 | SH 118 | COM 11.5 YDS (top) 6.5 YDS (back) | 70 LBS

SPECIFICATIONS

This lounge features a loose back and loose seat,
CAL117-13 foam cushions that sit on a solid wood frame
detailed with wood slats on the back, included with nylon glides



40175TPS BANQUETTE

W 28 | D 36 | H 36 | SW 25 | SD 18.5 | SH 19.5 | AH 24.5 | COM 3.5 YDS | 70 LBS

SPECIFICATIONS

This banquette features two tight backs, french cleats for wall mounting, tight seat, nylon glides, and laminate base.

CAL 117-13 Compliant